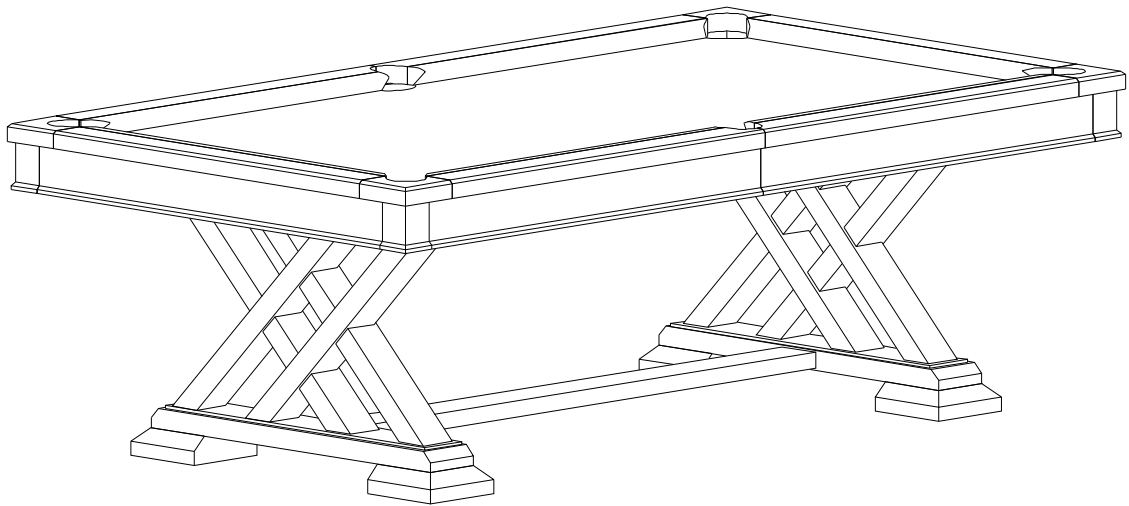





















# Archer Billiard Table











# Installation Instructions




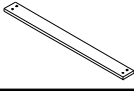
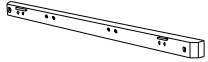
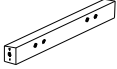
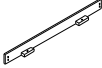
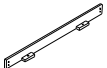
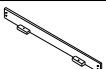




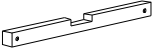

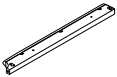
## ARCHER HARDWARE

PACKAGE	ITEM#	SAMPLE	DESCRIPTION	QTY.
LEG/PANEL	H1		HEX BOLT 3/8" X 4-5/16"	2
	H2		FLAT WASHER 3/8" I.D.	2
	H3		HEX NUT 3/8" I.D.	2
	H4		HEX BOLT 3/8" X 3-1/8"	20
	H5		FLAT WASHER 3/8" I.D.	20
	H6		HEX HEAD CROSS BOLT 5/16" x 2"	4
	H7		FLAT WASHER 5/16" I.D.	4
BEAM/BLOCK	H8		HEX BOLT 3/8" X 5-1/8"	4
	H9		FLAT WASHER 3/8" I.D.	4
	H10		NUT 3/8" I.D.	4
	H11		HEX HEAD CROSS BOLT 5/16" X 2"	4
	H12		FLAT WASHER 5/16" I.D.	4
	H13		HEX HEAD CROSS BOLT 5/16" x 3-1/6"	16
	H14		FLAT WASHER 5/16" I.D.	16
RAIL/POCKET /SLATE	H15		FLAT HEAD SCREW 3/8" X 2-3/4"	12
	H16		STUD BOLT 5/16" x 5-1/2"	2
	H17		STUD BOLT 5/16" x 3-1/2"	8

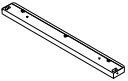



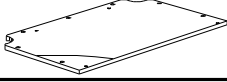
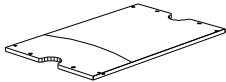
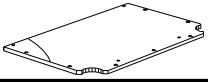

## ARCHER HARDWARE

PACKAGE	ITEM#	SAMPLE	DESCRIPTION	QTY.
RAIL/POCKET/SLATE	H18		FLAT WASHER 5/16" I.D.	10
	H19		HEX NUT 5/16" I.D.	10
	H20		HEX HEAD CROSS BOLT 5/16" x 1"	24
	H21		FLAT WASHER 5/16" I.D.	24
	H22		HEX HEAD CROSS BOLT 5/16" x 1-1/2"	12
	H23		FLAT WASHER 5/16" I.D.	12
	H24		HEX HEAD CROSS BOLT 3/8" x 2-1/2"	18
	H25		DOME WASHER 3/8" I.D.	18
	H26		FLAT HEAD SCREW #10 x 5/8"	24

## ARCHER COMPONENT PARTS

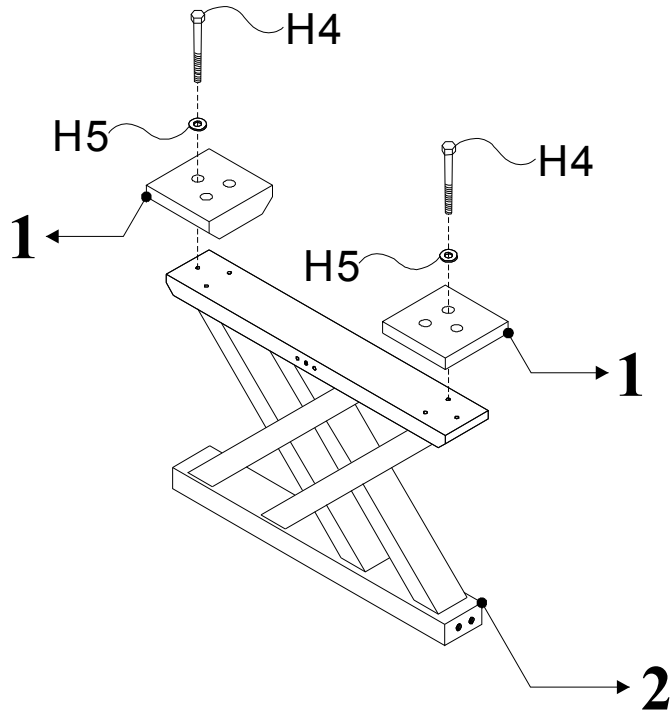
PACKAGE	ITEM#	SAMPLE	DESCRIPTION	QTY.
LEG	1		FOOT PAD	4
	2		LEG	2
	3		BOTTOM LEG BEAM	1
	4		TOP LEG BEAM	1
FRAME(PANEL)	5		SIDE CABINET	2
	6		END CABINET	2
	7		LEFT SIDE APRON	2
	8		RIGHT SIDE APRON	2
	9		END APRON	2
	10		APRON JOINT CONNECTOR BLOCK	2
	11		APRON JOINT CORNER BLOCK	4
	12		LONG WOODEN BLOCK	4
	13		SHORT WOODEN BLOCK	4
BEAM	14		CROSS BEAM	2
TOP RAIL	15		TOP RAIL LEFT SIDE	2
	16		TOP RAIL RIGHT SIDE	2

## ARCHER COMPONENT PARTS

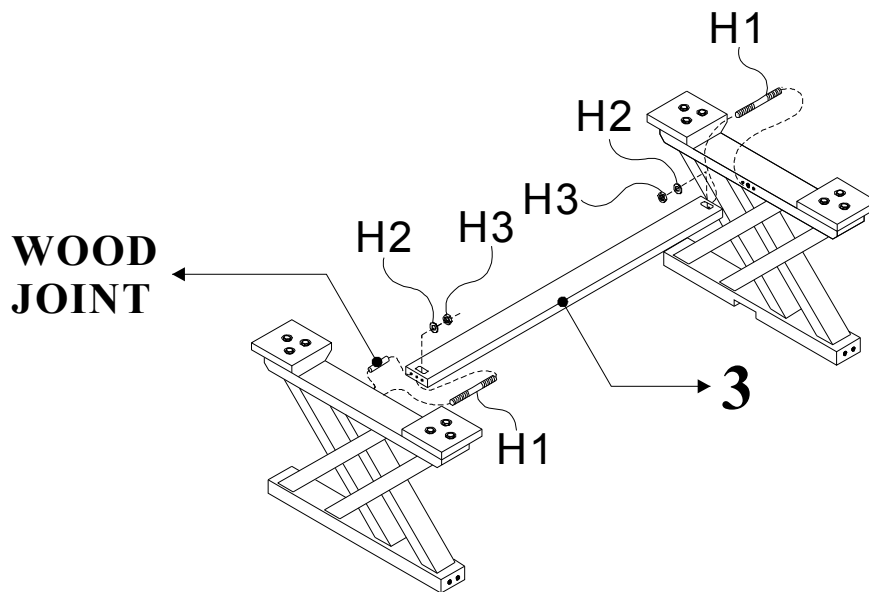
PACKAGE	ITEM#	SAMPLE	DESCRIPTION	QTY.
	17		TOP RAIL END	2
	18		TOP RAIL CORNER	4
POCKET	19		SIDE POCKET	2
	20		CORNER POCKET	4
SLATE	21		SLATE (LEFT)	1
	22		SLATE (CENTER)	1
	23		SLATE (RIGHT)	1
	24		CLOTH	1

# ARCHER INSTALLATION INSTRUCTIONS

**FIG.1**

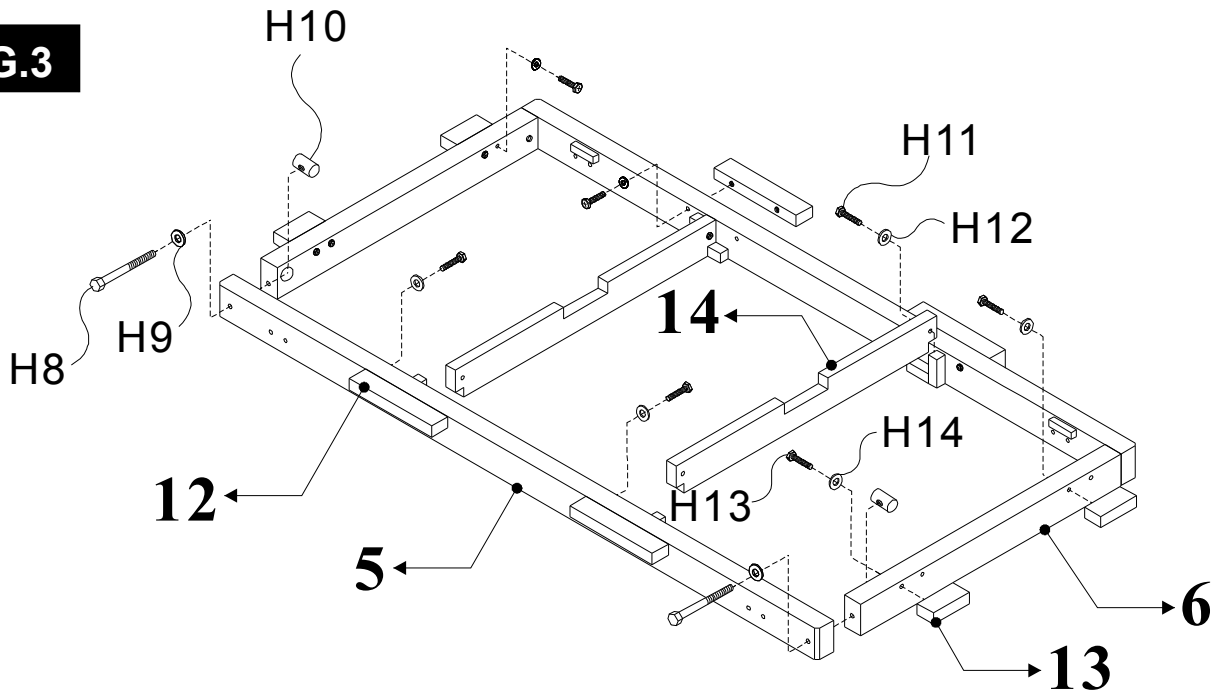


**FIG.2**

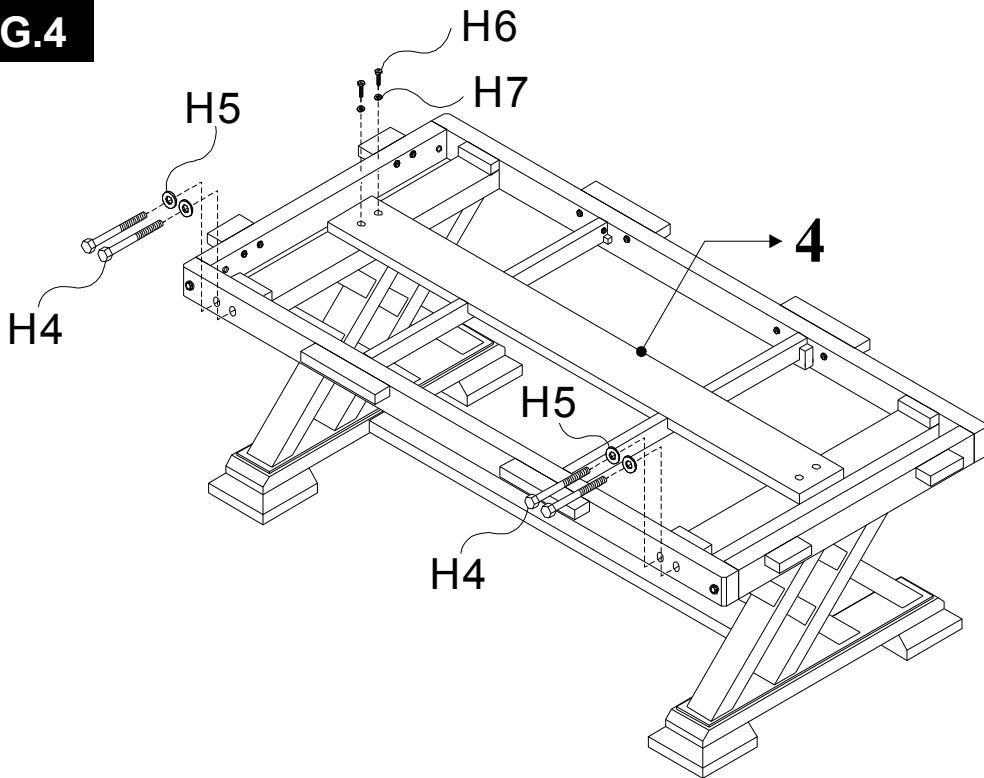


# ARCHER INSTALLATION INSTRUCTIONS

**FIG.3**

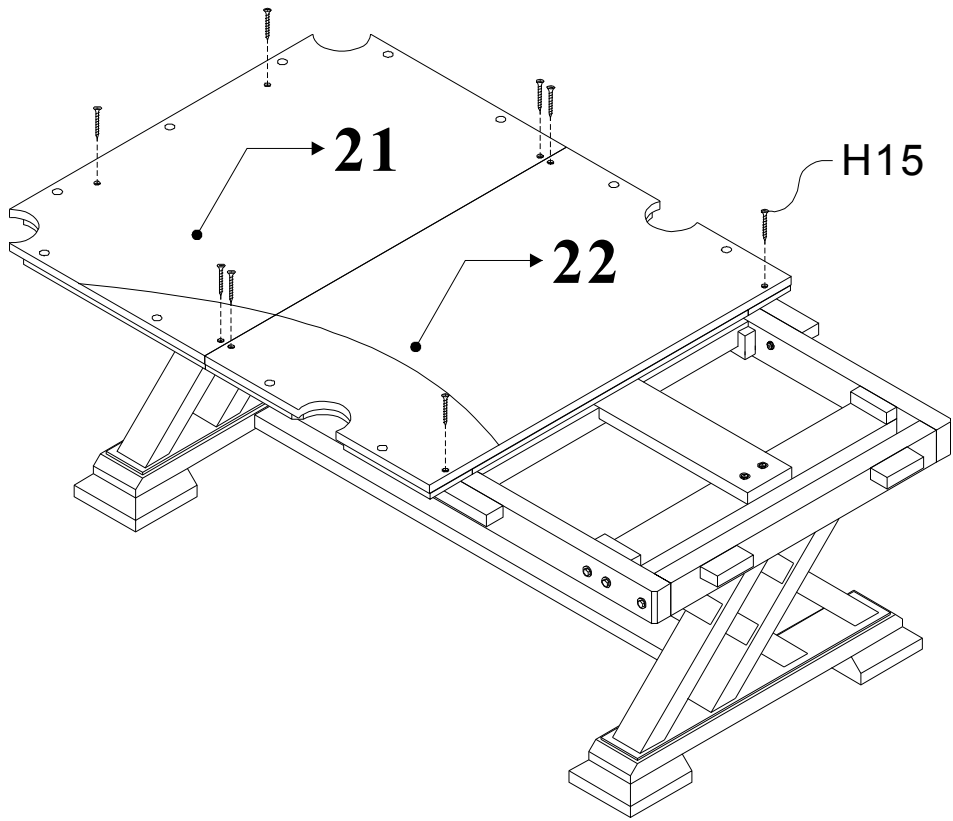


**FIG.4**

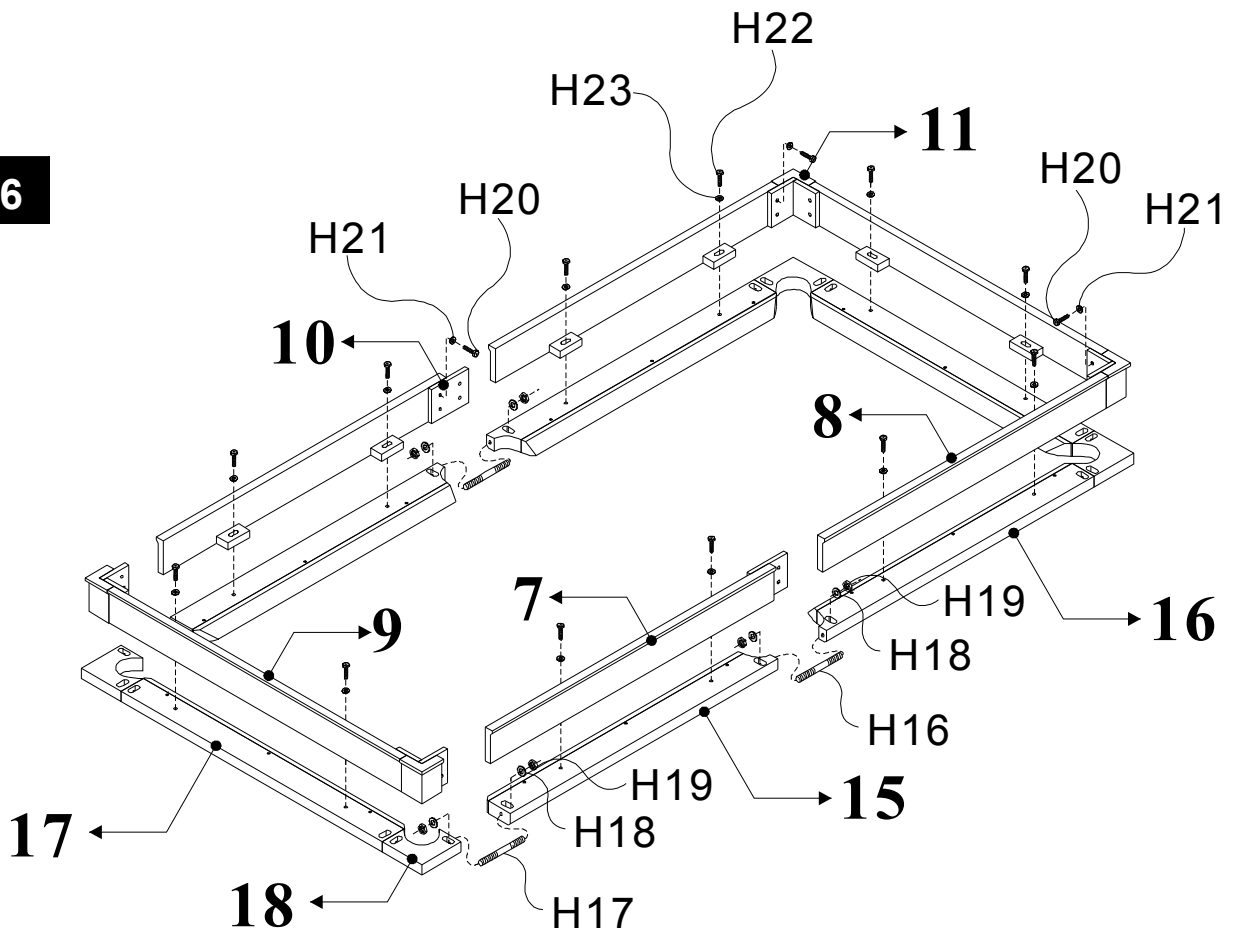


# ARCHER INSTALLATION INSTRUCTIONS

**FIG.5**



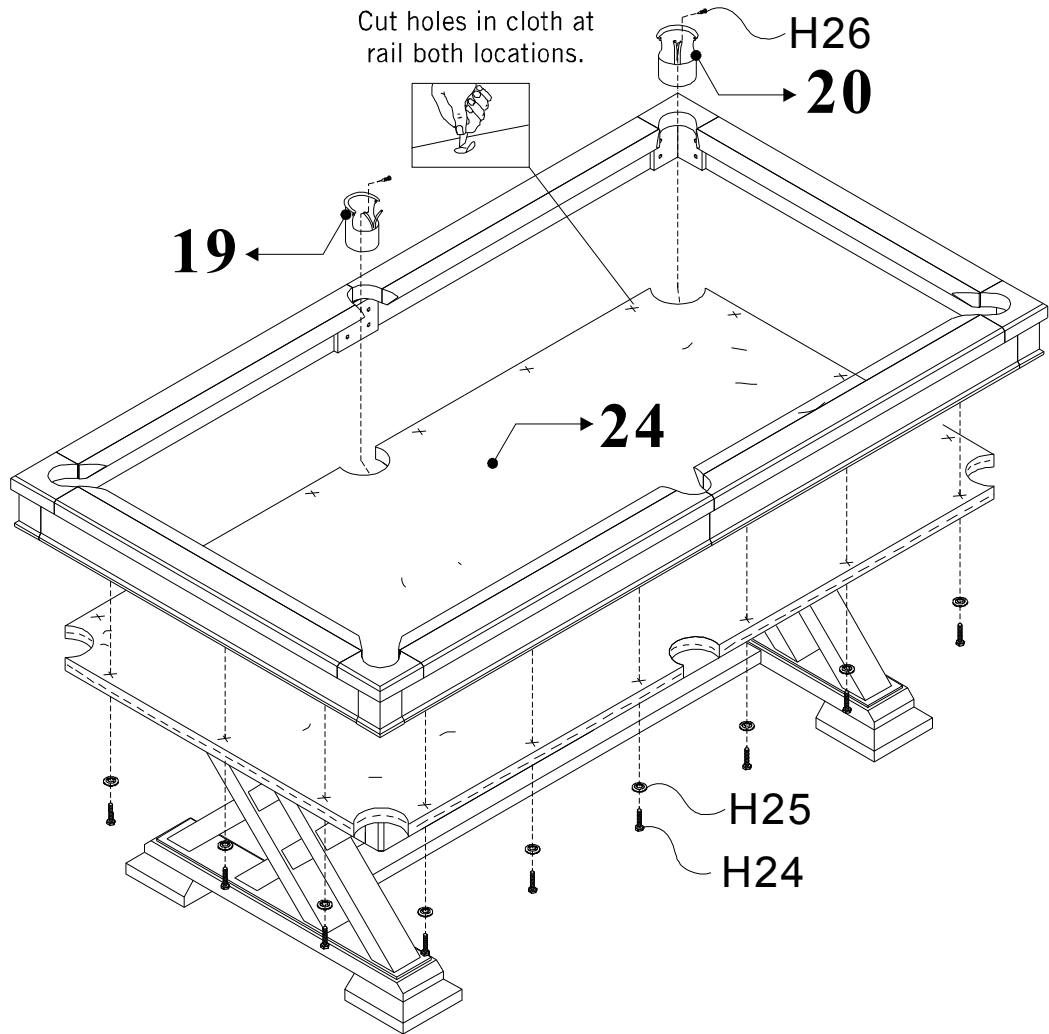
**FIG.6**





# ARCHER INSTALLATION INSTRUCTIONS

**FIG.7**



**Finish**

