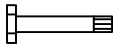









Table Tennis Components

| Image | Index | Part | Quantity |
|---|-------|----------------|----------|
|  | H1 | Bolt | 8 |
|  | H2 | Plastic Washer | 16 |
|  | H3 | Nut | 8 |
|  | H4 | T Type Leg | 4 |
|  | H5 | Leg Bracket | 8 |
|  | H6 | Caster | 8 |

WARNING:

Two adults needed to assemble table.

THIS TABLE CAN BE USED INDOORS AND OUTDOORS, BUT IT MUST BE STORED INDOORS.

Assembly Instructions

1. Open the box end. Place the playing surface down into the box to prevent scratching.
2. Connect the T type leg to the frame using the H5 brackets as shown in the figure below.

