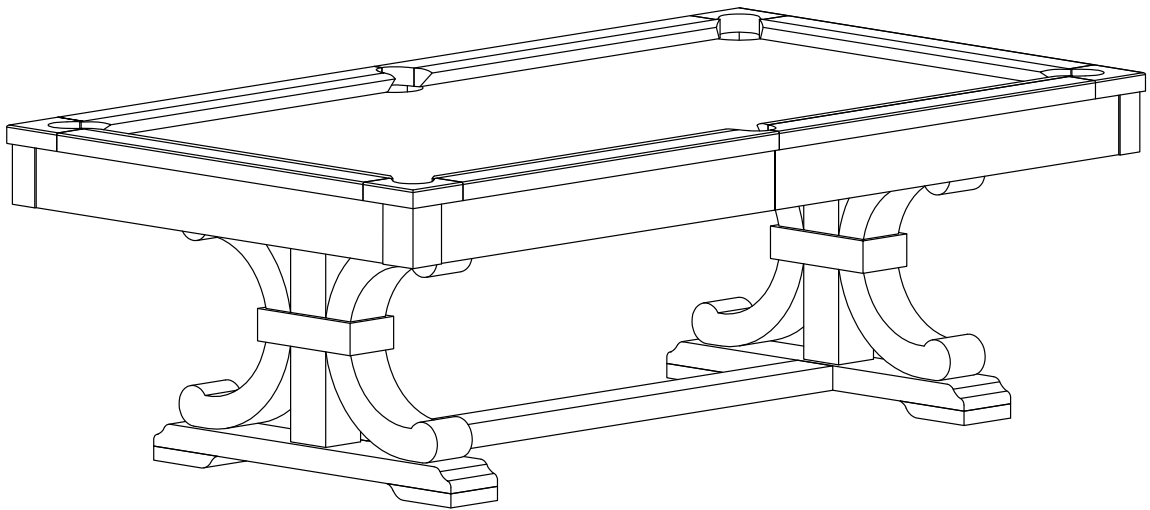





















Presidential Billiards, L.P.

CARMEL













CARMEL TABLE ASSEMBLY INSTRUCTIONS



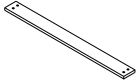
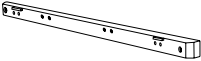
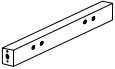
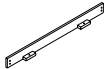
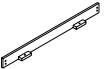
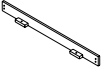




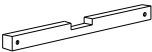

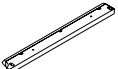
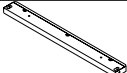
CARMEL HARDWARE

PACKAGE	ITEM#	SAMPLE	DESCRIPTION	QTY.
LEG/PANEL	H1		STUD BOLT 3/8" X 5-7/8"(M10X150mm)	4
	H2		FLAT WASHER 3/8" I.D.	8
	H3		HEX NUT 3/8" I.D.	8
	H4		HEX BOLT 3/8" X 5-1/8"(M10X130mm)	8
	H5		FLAT WASHER 3/8" I.D.	8
	H6		NUT 3/8" I.D.	8
	H7		HEX HEAD CROSS BOLT 5/16" X 2"(M8X51mm)	4
	H8		FLAT WASHER 5/16" I.D.	4
BEAM/BLOCK	H9		HEX BOLT 3/8" X 5-1/8"(M10X130mm)	4
	H10		FLAT WASHER 3/8" I.D.	4
	H11		NUT 3/8" I.D.	4
	H12		HEX HEAD CROSS BOLT 5/16" X 2"(M8X51mm)	4
	H13		FLAT WASHER 5/16" I.D.	4
	H14		HEX HEAD CROSS BOLT 5/16" X 3-1/8"(M8X80mm)	16
	H15		FLAT WASHER 5/16" I.D.	16
RAIL/POCKET /SLATE	H16		FLAT HEAD SCREW 1/4" X 2-3/4"(M6X70mm)	16
	H17		STUD BOLT 5/16" X 5-1/2"(M8X140mm)	2





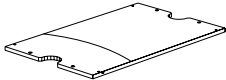
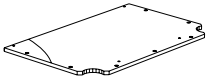

CARMEL HARDWARE

PACKAGE	ITEM#	SAMPLE	DESCRIPTION	QTY.
RAIL/POCKET/SLATE	H18		STUD BOLT 5/16" X 3-1/2"(M8X88mm)	8
	H19		FLAT WASHER 5/16" I.D.	20
	H20		HEX NUT 5/16" I.D.	20
	H21		HEX HEAD CROSS BOLT 5/16" X 1"(M8X25mm)	24
	H22		FLAT WASHER 5/16" I.D.	24
	H23		HEX HEAD CROSS BOLT 5/16" X 1-7/16"(M8X36mm)	12
	H24		FLAT WASHER 5/16" I.D.	12
	H25		HEX HEAD CROSS BOLT 3/8" X 2-3/8"(M10X60mm)	18
	H26		DOME WASHER 3/8" I.D.	18
	H27		FLAT HEAD SCREW 5# X 1/2"(M3X12mm)	24

CARMEL COMPONENT PARTS

PACKAGE	ITEM#	SAMPLE	DESCRIPTION	QTY.
LEG	1		LEG	2
	2		BOTTOM LEG BEAM	1
	3		TOP LEG BEAM	1
FRAME(PANEL)	4		SIDE CABINET	2
	5		END CABINET	2
	6		LEFT SIDE APRON	2
	7		RIGHT SIDE APRON	2
	8		END APRON	2
	9		APRON JOINT CONNECTOR BLOCK	2
	10		APRON JOINT CORNER BLOCK	4
	11		LONG WOODEN BLOCK	4
	12		SHORT WOODEN BLOCK	4
	BEAM	13		CROSS BEAM
TOP RAIL	14		TOP RAIL LEFT SIDE	2
	15		TOP RAIL RIGHT SIDE	2
	16		TOP RAIL END	2

CARMEL COMPONENT PARTS

PACKAGE	ITEM#	SAMPLE	DESCRIPTION	QTY.
	17		TOP RAIL CORNER	4
POCKET	18		SIDE POCKET	2
	19		CORNER POCKET	4
SLATE	20		SLATE (LEFT)	1
	21		SLATE (CENTER)	1
	22		SLATE (RIGHT)	1
	23		WOOD JOINT	12

CARMEL INSTALLATION INSTRUCTIONS

FIG.1

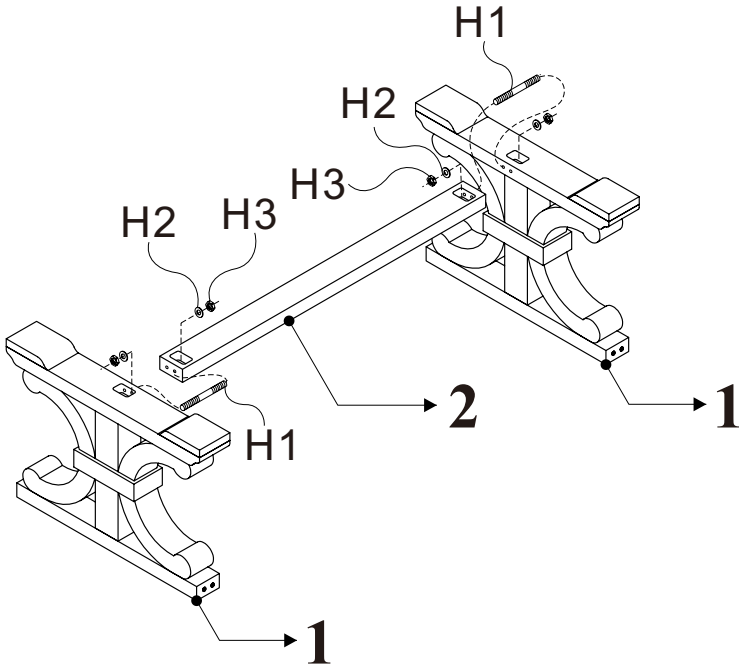
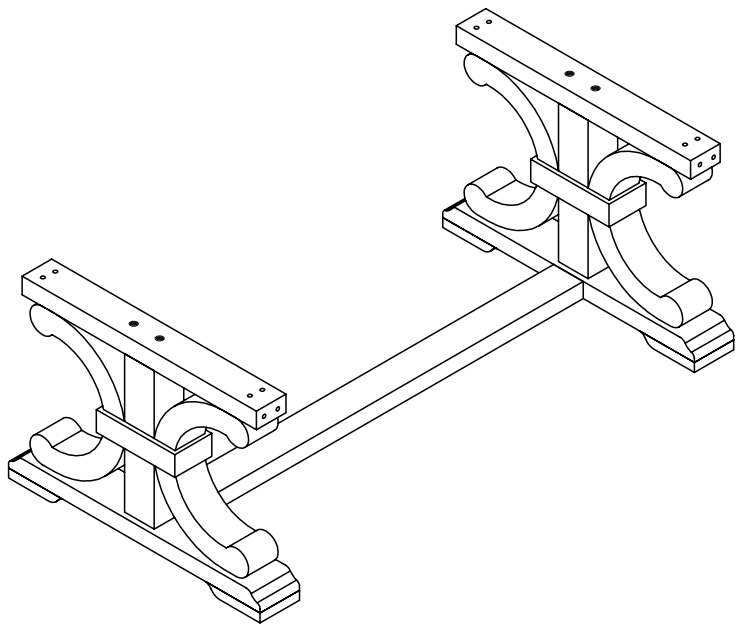


FIG.2



CARMEL INSTALLATION INSTRUCTIONS

FIG.3

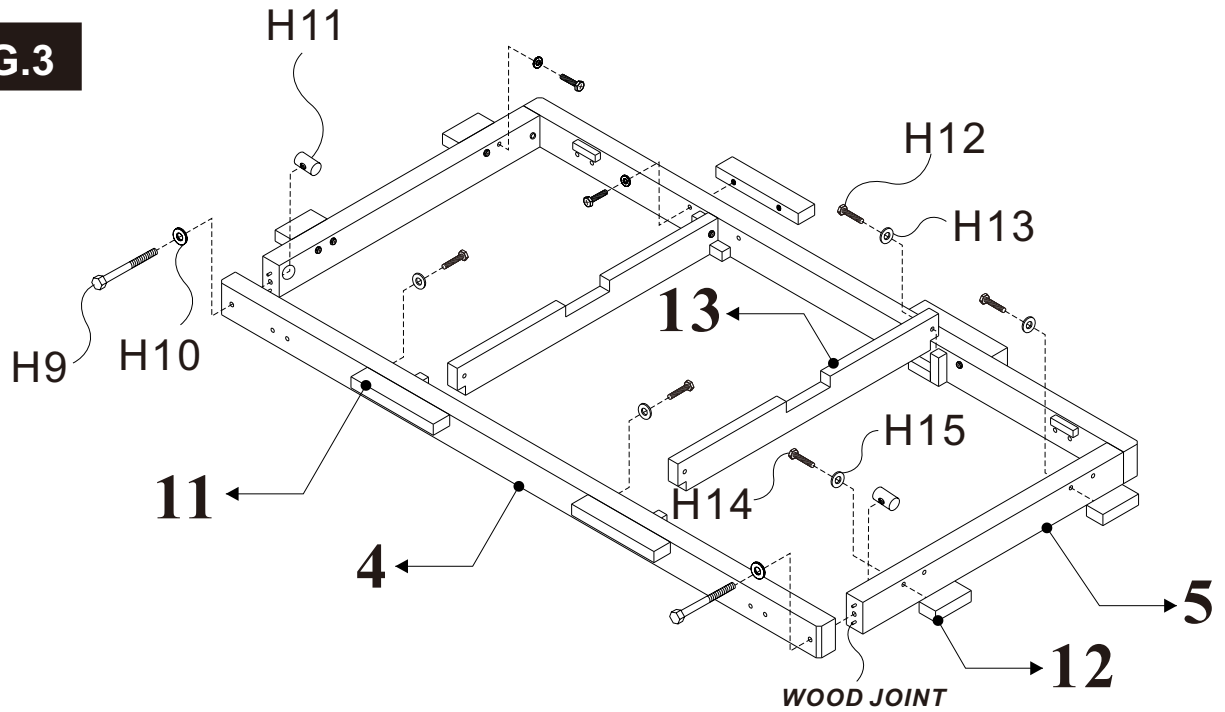
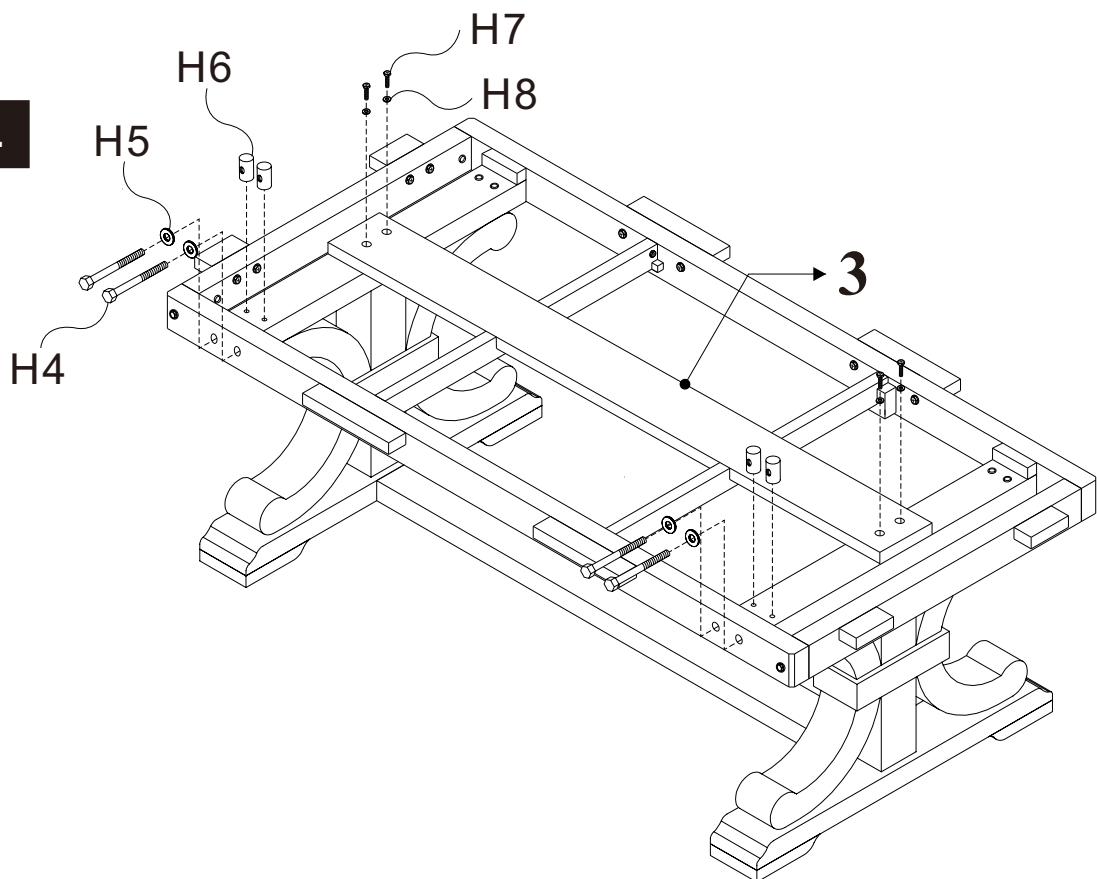


FIG.4



CARMEL INSTALLATION INSTRUCTIONS

FIG.5

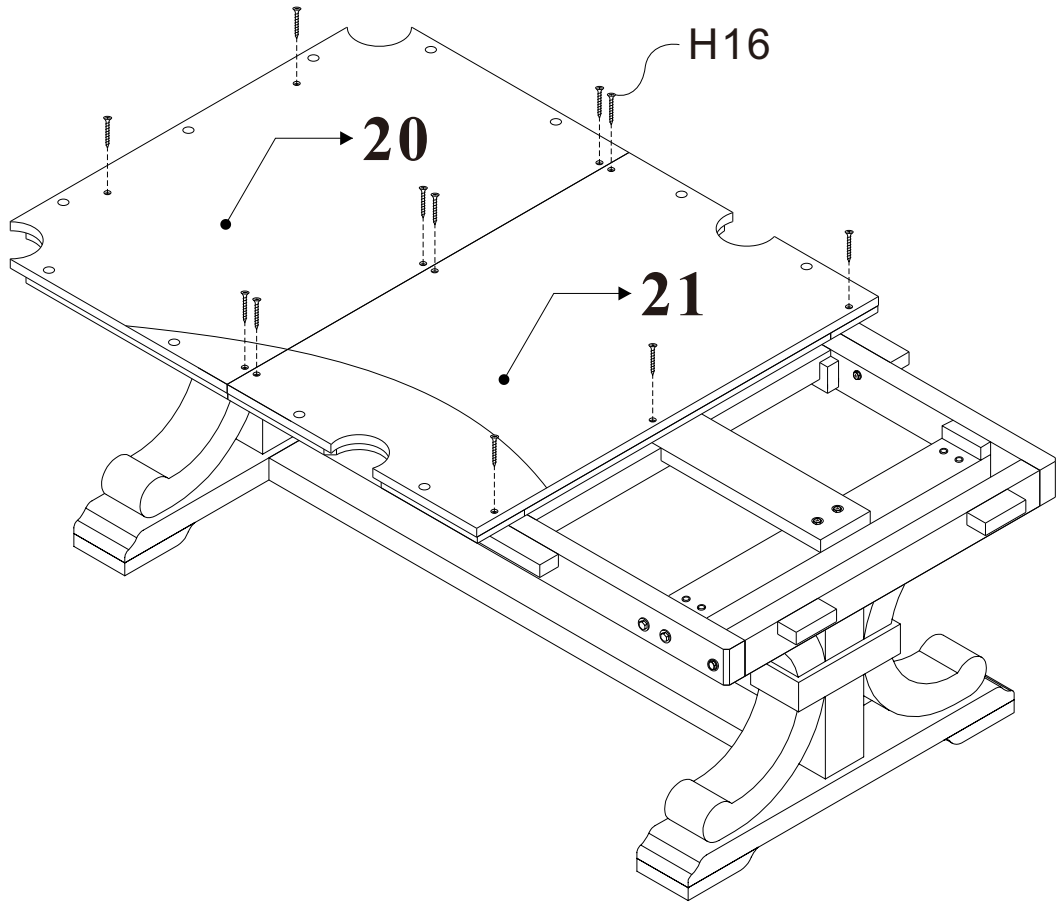
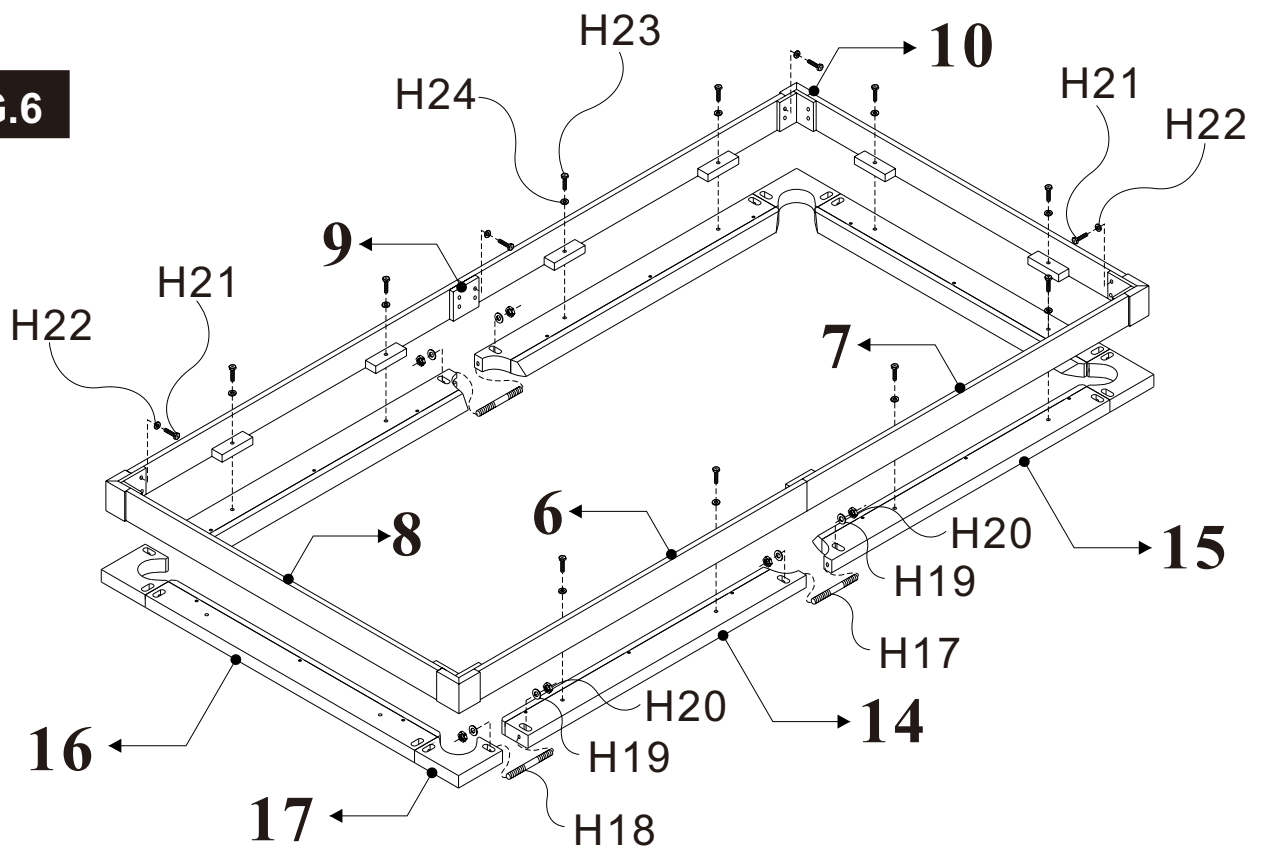
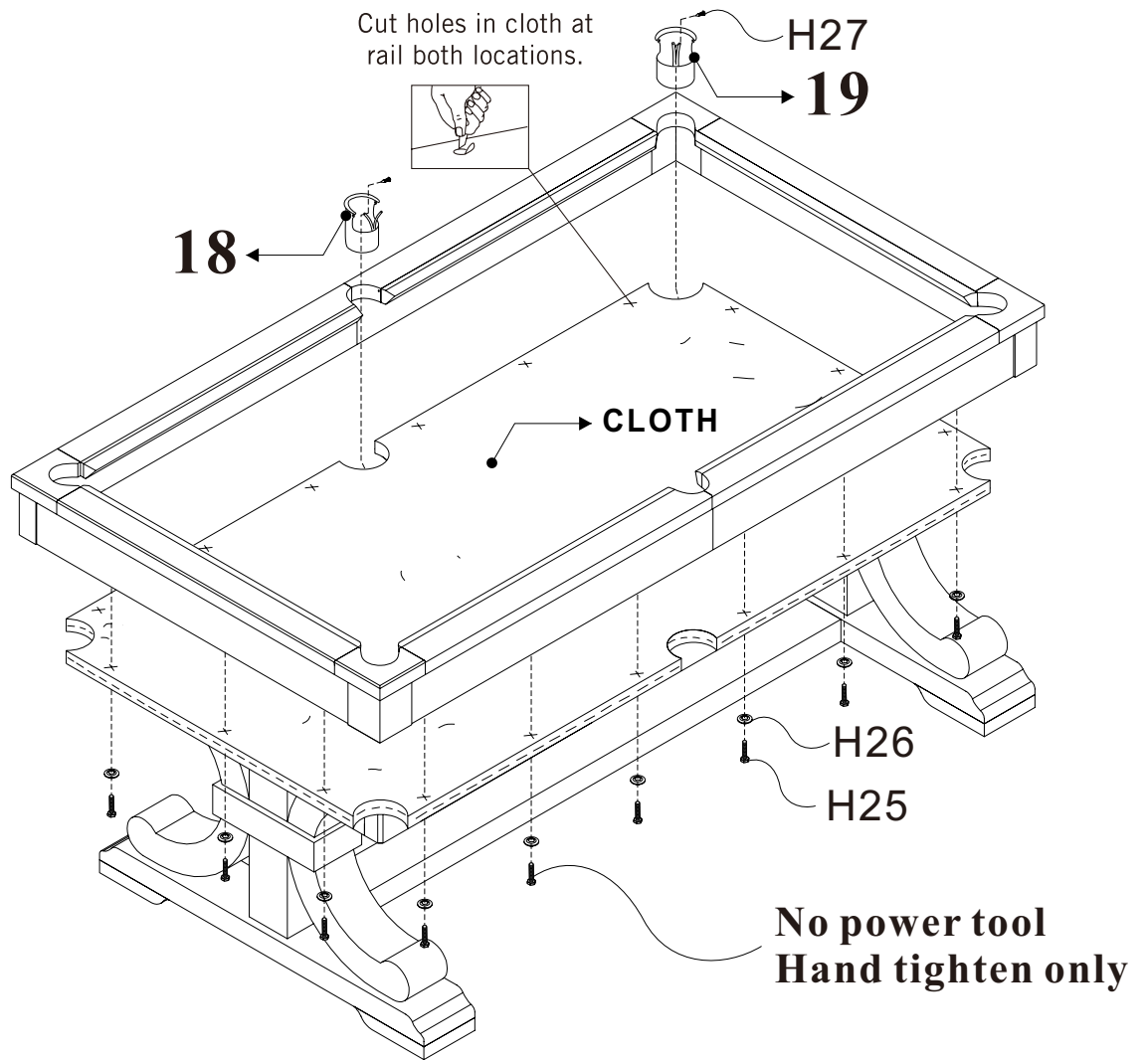


FIG.6



CARMEL INSTALLATION INSTRUCTIONS

FIG.7



Finish

