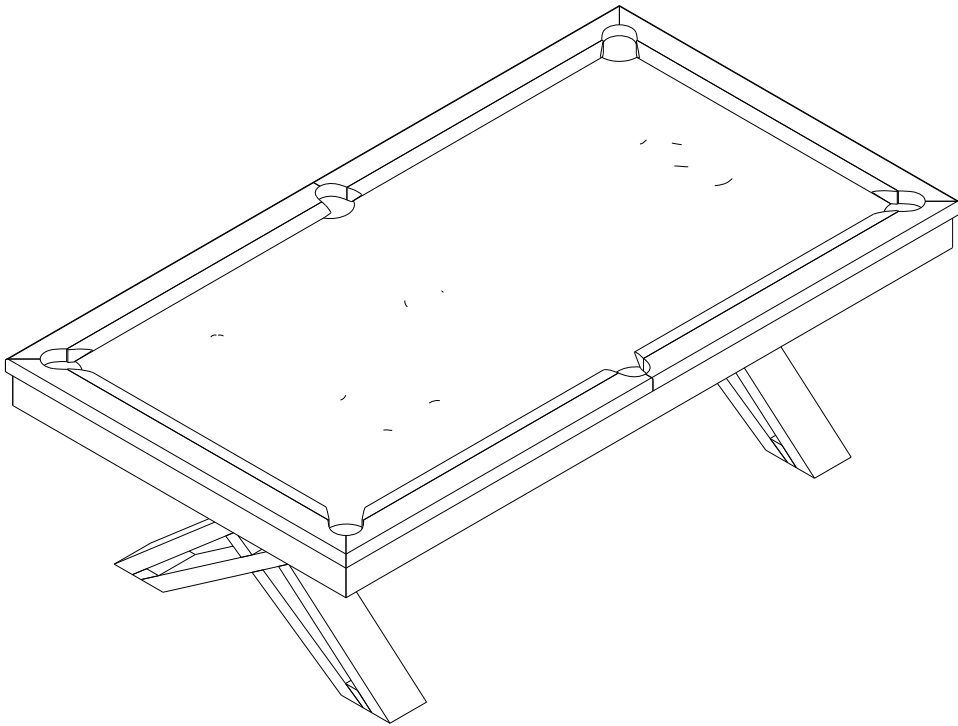





















Presidential Billiards, L.P.

PIERCE












PIERCE TABLE ASSEMBLY INSTRUCTIONS


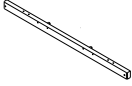
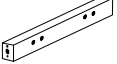




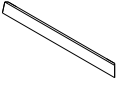

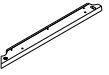




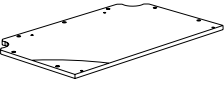
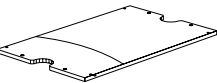
PIERCE HARDWARE

PACKAGE	ITEM#	SAMPLE	DESCRIPTION	QTY.
LEG/PANEL	H1		HEX BOLT 3/8" X 4-5/16"(M10X110mm)	8
	H2		FLAT WASHER 3/8" I.D.	8
	H3		HEX HEAD CROSS BOLT 3/8" X 2"(M10X51mm)	8
	H4		FLAT WASHER 3/8" I.D.	8
BEAM/BLOCK	H5		HEX BOLT 3/8" X 5-1/8"(M10X130mm)	4
	H6		FLAT WASHER 3/8" I.D.	4
	H7		NUT 3/8" I.D.	4
	H8		HEX HEAD CROSS BOLT 5/16" X 2"(M8X51mm)	4
	H9		FLAT WASHER 5/16" I.D.	4
	H10		HEX HEAD CROSS BOLT 3/8" X 3-1/8"(M10X80mm)	4
	H11		FLAT WASHER 3/8" I.D.	8
	H12		HEX NUT 5/16" I.D.	4
	H13		HEX HEAD CROSS BOLT 5/16" X 3-1/8"(M8X80mm)	16
	H14		FLAT WASHER 5/16" I.D.	16
RAIL/POCKET /SLATE	H15		FLAT HEAD SCREW 1/4" X 2-3/4"(M6X70mm)	16
	H16		STUD BOLT 5/16" X 5-1/2"(M8X140mm)	2
	H17		STUD BOLT 5/16" X 3-1/2"(M8X88mm)	4

PIERCE HARDWARE

PACKAGE	ITEM#	SAMPLE	DESCRIPTION	QTY.
RAIL/POCKET/SLATE	H18		FLAT WASHER 5/16" I.D.	12
	H19		HEX NUT 5/16" I.D.	12
	H20		HEX HEAD CROSS BOLT 5/16" X 1" (M8X25mm)	16
	H21		FLAT WASHER 5/16" I.D.	16
	H22		HEX HEAD CROSS BOLT 5/16" X 1-7/16" (M8X36mm)	12
	H23		FLAT WASHER 5/16" I.D.	12
	H24		HEX HEAD CROSS BOLT 3/8" X 2-3/8" (M10X60mm)	18
	H25		DOME WASHER 3/8" I.D.	18
	H26		FLAT HEAD SCREW 5# X 1/2" (M3X12mm)	24

PIERCE COMPONENT PARTS

PACKAGE	ITEM#	SAMPLE	DESCRIPTION	QTY.
LEG	1		LEG	2
FRAME(PANEL)	2		SIDE CABINET	2
	3		END CABINET	2
	4		CROSS BEAM	2
	5		LONG WOODEN BLOCK	4
	6		SHORT WOODEN BLOCK	4
	7		SIDE APRON	2
	8		END APRON	2
	9		APRON JOINT CORNER BLOCK	4
	TOP RAIL	10		TOP RAIL LEFT SIDE
11			TOP RAIL RIGHT SIDE	2
12			TOP RAIL END	2
POCKET	13		SIDE POCKET	2
	14		CORNER POCKET	4
SLATE	15		SLATE (LEFT)	1
	16		SLATE (CENTER)	1

PIERCE INSTALLATION INSTRUCTIONS

FIG.1

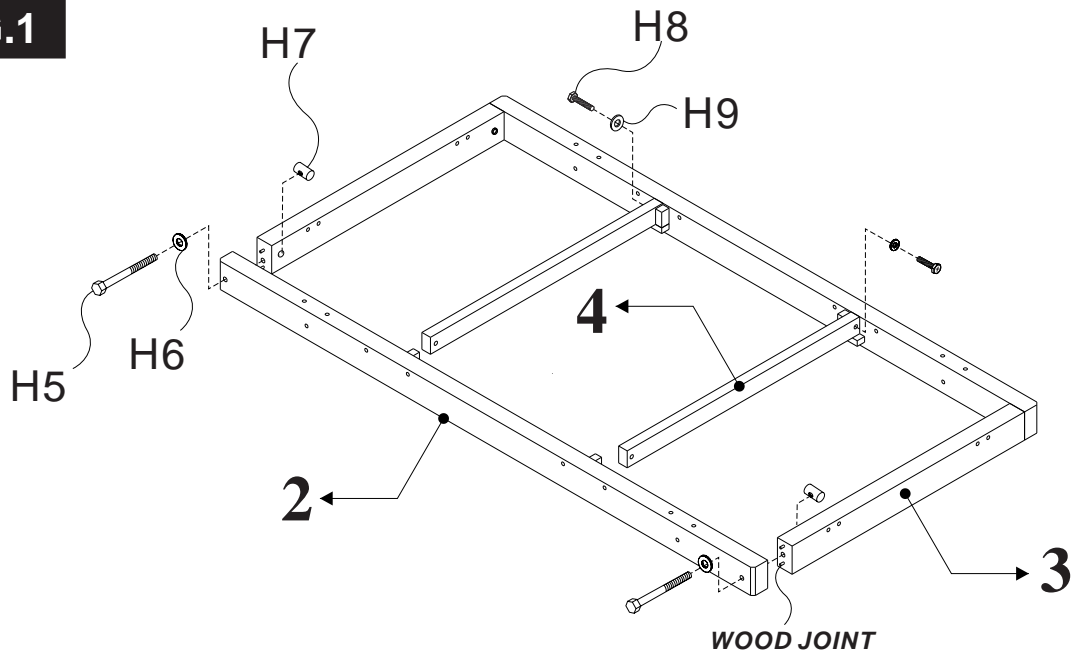
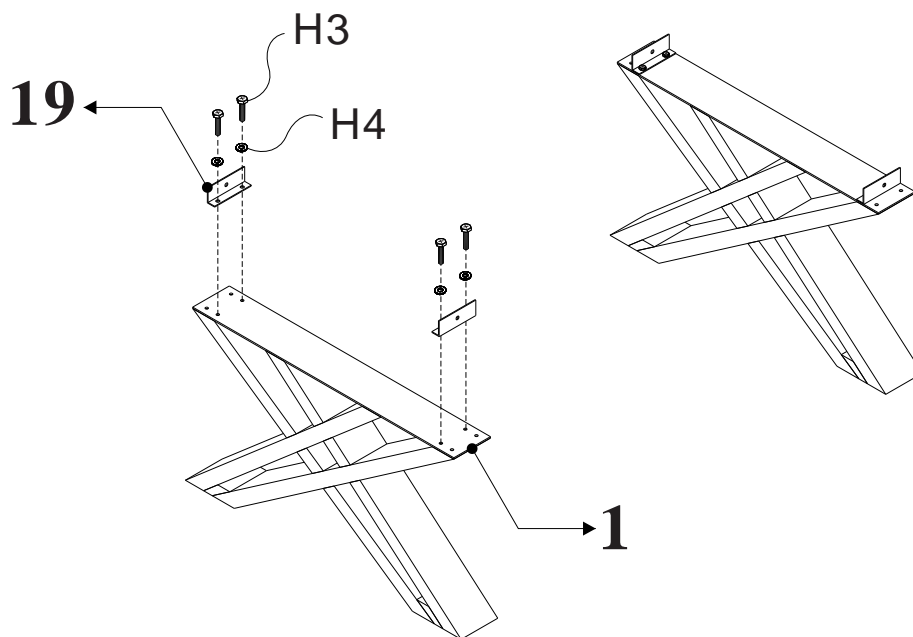


FIG.2



PIERCE INSTALLATION INSTRUCTIONS

FIG.3

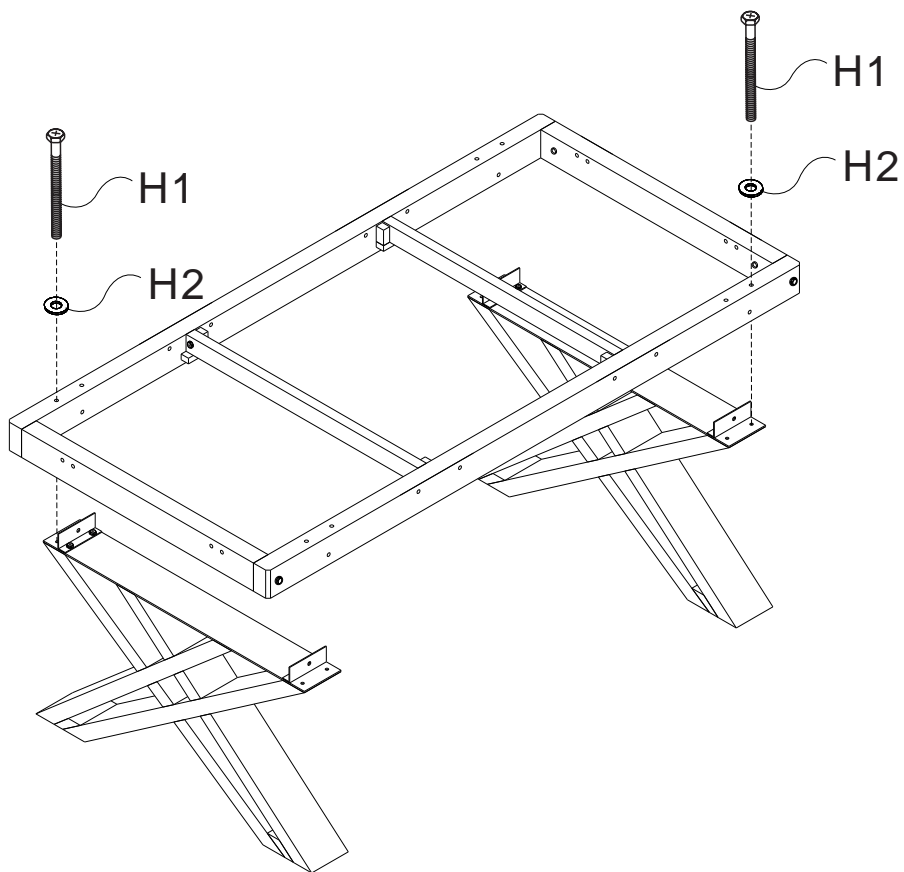
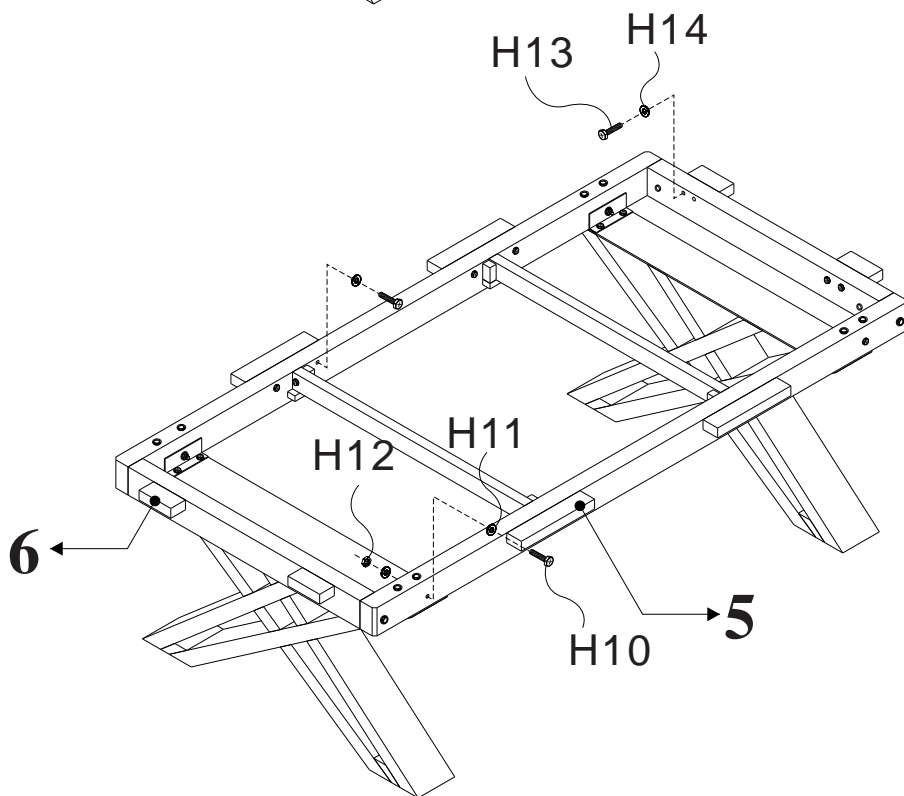


FIG.4



PIERCE INSTALLATION INSTRUCTIONS

FIG.5

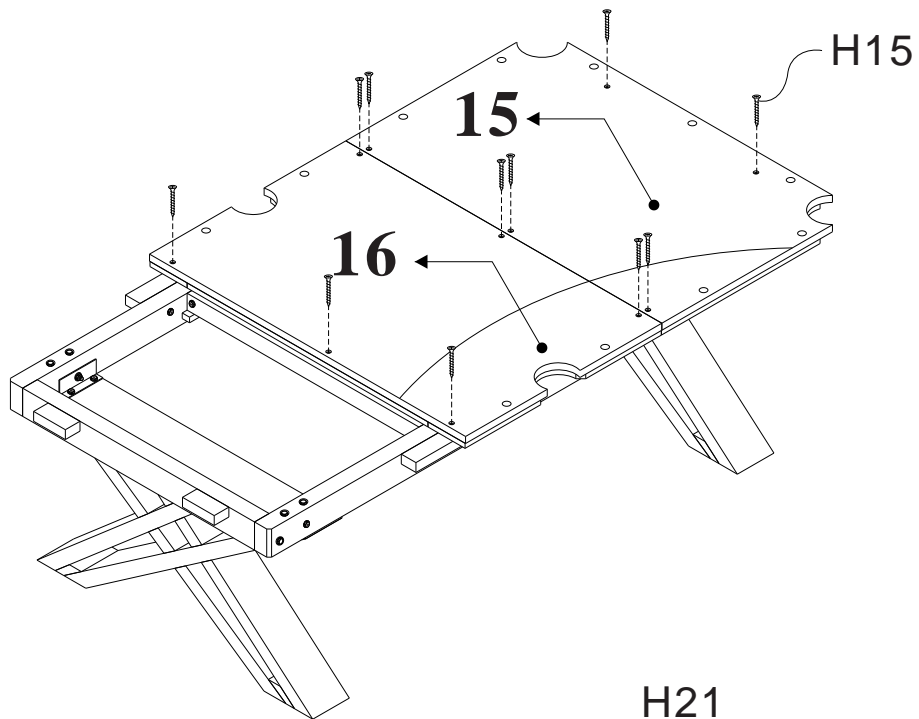
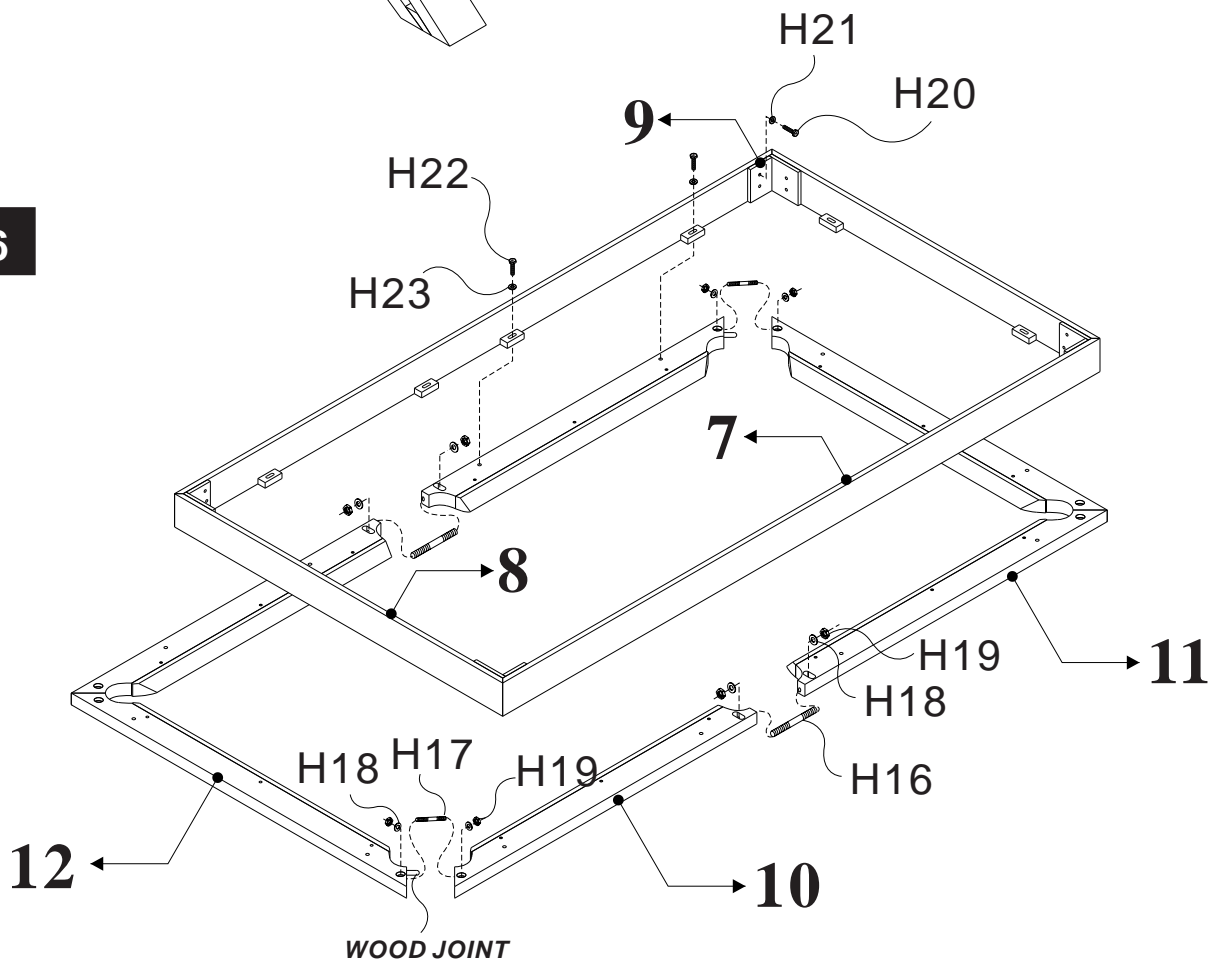
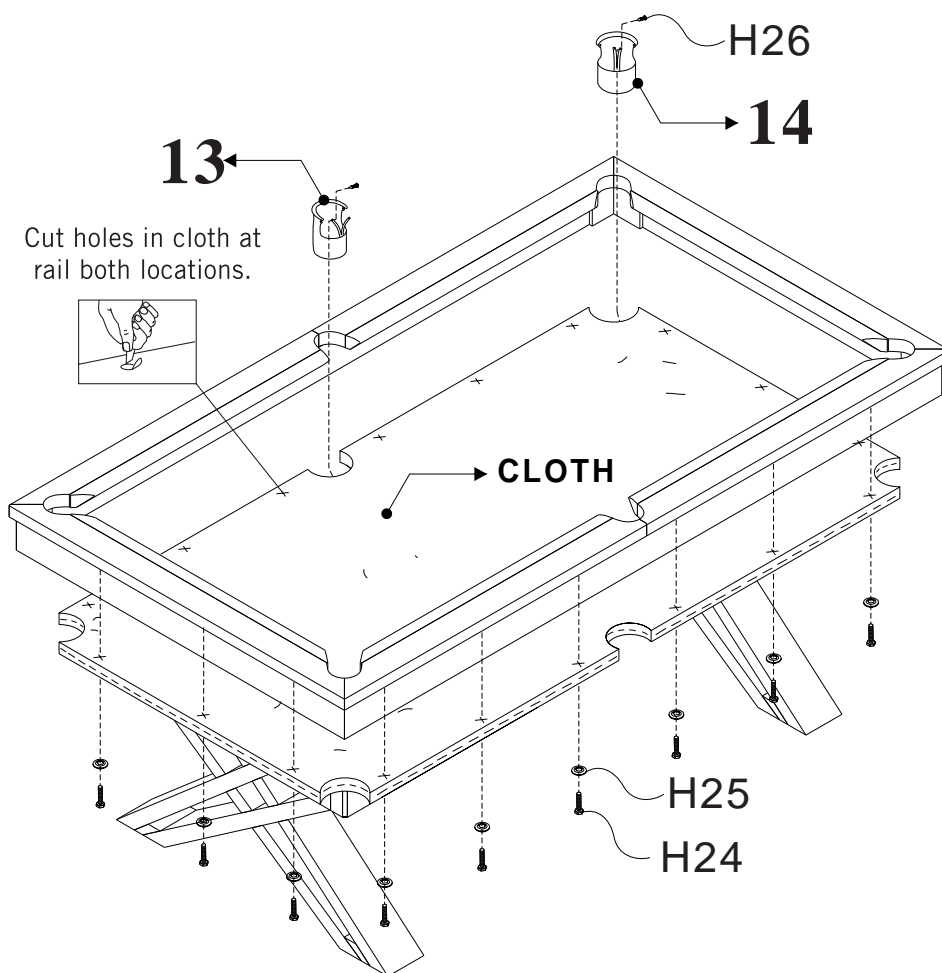


FIG.6



PIERCE INSTALLATION INSTRUCTIONS

FIG.7



Finish

